



Specificaties, adviesprijzen en modelaanbod kunnen zonder nadere aankondiging gewijzigd worden  
 Alle prijzen zijn verkoop adviesprijzen inclusief BTW per maart 2016 –Prijzen zijn per stuk tenzij anders aangegeven

Type	Omschrijving	Kleuren	Prijs
<b>Ultima 2 Series</b>			
Salon 2	Vierweg floorstand luidspreker	Hoogglans Zwart	€ 11.999
Studio 2	Drieweg floorstand luidspreker	Hoogglans Zwart	€ 8.499
Voice 2	Drieweg center luidspreker	Hoogglans Zwart	€ 8.499
Voice 2	Standaard voor de Voice 2	Hoogglans Zwart	€ 649
Gem 2	Drieweg monitor / on wall luidspreker	Hoogglans Zwart	€ 5.299
Gem 2Stand	Standaard voor de Gem 2	Hoogglans Zwart	€ 849
Tafelstand	Tafel standaard voor de Gem 2	Hoogglans Zwart	€ 99
<b>Performa3 Series</b>			
F208	Drieweg floorstand luidspreker	HG zwart of walnoot	€ 2.649
F206	Drieweg floorstand luidspreker	HG zwart, wit of walnoot	€ 1.899
M106	Tweeweg monitor luidspreker	HG zwart of walnoot	€ 1.099
M105	Tweeweg monitor luidspreker	HG zwart, wit of walnoot	€ 799
M stand	Standaard voor de M106/M105 (prijs per paar)	Zwart of wit	€ 499
C208	Drieweg center luidspreker	HG zwart of walnoot	€ 2.149
C205	Tweeweg center luidspreker	HG zwart, wit of walnoot	€ 1.099
C Stand	Standaard voor de C208/C205	Zwart of wit	€ 299
S206	Tweeweg surround luidspreker	Mat zwart	€ 949
B112	12"Subwoofer	HG zwart of walnoot	€ 3.199
B110	10"Subwoofer	HG zwart, wit of walnoot	€ 2.349
<b>Concerta2 Series</b>			
F36	Twee en half weg floorstand luidspreker	HG zwart of wit	€ 1.149
F35	Twee en half weg floorstand luidspreker	HG zwart of wit	€ 949
M16	Tweeweg monitor luidspreker	HG zwart of wit	€ 529
M16 stand	Standaard voor de M16	Zwart	€ 319
S16	Tweeweg surround luidspreker	HG zwart of wit	€ 529
C25	Twee en half weg center luidspreker	HG zwart of wit	€ 749
C25 stand	Standaard voor de C25	Zwart	€ 219
B10	10"Subwoofer	HG zwart of wit	€ 1.599
<b>Concerta on Wall Series</b>			
M10	Twee en half weg on wall luidspreker	Zwart aluminium	€ 529
M10 stand	Standaard voor de M10	Zwart aluminium	€ 249
M8	Tweeweg on wall luidspreker	Zwart of wit aluminium	€ 269
C10	Twee en half weg on wall center luidspreker	Zwart aluminium	€ 529
LCR8	Drie kanaals LCR on wall luidspreker	Zwart aluminium	€ 789
B1	12"Subwoofer	Zwart aluminium	€ 1.099





## Revel Architectural Loudspeakers

*Specificaties, adviesprijzen en modelaanbod kunnen zonder nadere aankondiging gewijzigd worden  
Alle prijzen zijn verkoop adviesprijzen inclusief BTW per maart 2016 –Prijzen zijn per stuk tenzij anders aangegeven*


Model	Product specificaties	Adviesprijs
<b>Extreme Climate Waterproof Marine Grade Loudspeakers</b>		
<b>C363XC</b>	<p>6 ½" Flush-Mount Aluminum Cone, Cast-polymer Frame Woofer Extreme Climate Loudspeakers</p> <ul style="list-style-type: none"> <li>• 1" Black Aluminum Dome Tweeter with Waveguide</li> <li>• Mounting Depth: 2.72" (69.1mm) Deep</li> <li>• Weight: 3.1 lb (1.41 kg) / Shipping Weight: 4.6 lb (2.1 kg)</li> <li>• Includes an extreme climate round zero-bezel magnetic grille</li> <li>• Round Grille Finished Dimension (Dia.): 9.1" (23.1 cm)</li> <li>• Cutout Dimensions (Dia.): 8" (20.3 cm)</li> <li>• Nominal impedance: 8 ohms</li> <li>• Recommended amplifier power range: 10- 100 watts</li> <li>• Sensitivity (2.83V/1m): 85 dB</li> <li>• Frequency Range -3 dB from 50-15 kHz; -10dB from 36-18 kHz</li> <li>• IP 65 Rating</li> </ul>	<b>€ 219,00</b>
		
<b>Weatherproof Grille</b>	<p>6" In-ceiling grille waterproof Fits all Revel 6" In-ceiling models Options: Round or Square</p>	<b>€ 49,00</b>
<b>C383XC</b>	<p>8" Flush-Mount Aluminum Cone, Cast-polymer Frame Woofer Extreme Climate Loudspeakers</p> <ul style="list-style-type: none"> <li>• 1" Black Aluminum Dome Tweeter with Waveguide</li> <li>• Mounting depth: 2.69" (68.3mm) Deep</li> <li>• Weight: 3.9 lb (1.8 kg) / Shipping Weight: 5.9 lb (2.7 kg)</li> <li>• Includes an extreme climate round zero-bezel magnetic grille</li> <li>• Round grille finished dimension (dia.): 10.7" (27.2 cm)</li> <li>• Cutout dimensions (dia.): 9.6" (24.4 cm)</li> <li>• Nominal impedance: 8 ohms</li> <li>• Recommended amplifier power range: 10- 100 watts</li> <li>• Sensitivity (2.83V/1m): 87 dB</li> <li>• Frequency Range -3 dB from 45-15 kHz; -10dB from 33-18 kHz</li> <li>• IP 65 Rating</li> </ul>	<b>€ 259,00</b>
		
<b>Weatherproof Grille</b>	<p>8" In-ceiling grille waterproof Fits all Revel 6" In-ceiling models Options: Round or Square</p>	<b>€ 59,00</b>


## Specialty In-Ceiling Loudspeakers

- C540**
- 
- 4" Micro-Ceramic Composite (MCC) cone, cast-Aluminum frame woofer
- 1" Aluminum dome swiveling tweeter with waveguide
  - Mounting depth: 3.3" (8.4 cm)
  - Weight: 1.5 lb (0.7 kg) / shipping weight: 1.9 lb (0.9 kg)
  - Cutout dimensions (dia.): 3.5" (8.9 cm)
  - Includes both round and square zero-bezel magnetic grilles
  - Round grille finished dimension (dia.): 4.4" (11.2 cm)
  - Square grille finished dimensions (h x w): 4.4" x 4.4" (11.2 cm x 11.2 cm)
  - Roller Lock tool-free installation mechanism
  - Recommended amplifier power range: 10 - 80 watts
  - Nominal impedance: 8 Ohms
  - Frequency range: 180Hz - 20kHz (-3 dB); 150Hz - 30kHz -10dB
  - Compatible with wall material thickness: 0.5" – 0.9" (1.3cm – 2.3cm)
- € 179,00

- C763L**
- 
- 7.8" x 3.4" Micro-Ceramic Composite (MCC) cone, diaphragm flat-panel woofer
- Two 3.5" micro-ceramic composite (MCC) cone, cast-aluminum frame high-output midranges
  - 1" aluminum high-output tweeter with waveguide
  - 3-position HF level control
  - LF boundary compensation
  - Mounting depth: 5.7" (14.5 cm)
  - Weight: 4 lb (1.8 kg) / shipping weight: 5.2 lb (2.4 kg)
  - Cutout dimensions (dia.): 11.3" (28.7 cm)
  - Includes both round and square zero-bezel magnetic grilles
  - Round grille finished dimension (dia.): 12.5" (31.8 cm)
  - Square grille finished dimensions (h x w): 12.5" x 12.5" (31.8 x 31.8 cm)
  - Nominal impedance: 8 Ohms
  - Recommended amplifier power range: 10 - 200 watts
  - Sensitivity (2.83V/1m): 86 dB
  - Frequency range: 80Hz - 28kHz (-3 dB); 72Hz - 35kHz (-10dB)
  - Compatible with wall material thickness: 0.5" – 2.0" (1.3cm – 5.0cm)
- € 639,00

## New Low Profile In-Ceiling Loudspeakers

- C263LP**
- 
- Low Profile 6" Aluminum cone, cast-polymer frame woofer
- 1" Aluminum dome tweeter with waveguide
  - Mounting depth: 2.72" (69.1mm)
  - Weight: 3.1 lb (1.41kg) / shipping weight: 4.6 lb (2.1kg)
  - Includes a round zero-bezel magnetic grille
  - Round grille finished dimension (Dia.): 9.1" (23.1cm)
  - Cutout dimensions (dia.): 8" (20.3 cm)
  - Nominal impedance: 8 Ohms
  - Recommended amplifier power range: 10 - 100 watts
- € 199,00

- C283LP**
- 
- Low Profile 8" Aluminum cone, cast-polymer frame woofer
- 1" Aluminum dome tweeter with waveguide
  - Mounting depth: 2.69" (68.3mm)
  - Weight: 3.9 lb (1.8 kg) / shipping weight: 5.9 lb (2.7 kg)
  - Includes round zero-bezel magnetic grille
  - Round grille finished dimension (dia.): 10.7" (27.2 cm)
  - Cutout dimensions (dia.): 9.6" (24.4 cm)
  - Nominal impedance: 8 Ohms
  - Recommended amplifier power range: 10 - 100 watts
- € 239,00

## 6 ½" In-Ceiling Loudspeakers

- All Cx63 models use the C-2 fastening mechanism with extra long screw down C brackets for clamping to wall material
- Compatible with wall material thickness range: 0.5" – 2.0" (1.3 cm – 5 cm)

### C263



- 6 ½" Aluminum cone, cast-polymer frame woofer
- 1" Aluminum dome swiveling tweeter with waveguide
- Mounting depth: 4.8" (12.2 cm)
- Weight: 3.1 lb (1.41 kg) / shipping weight: 4.6 lb (2.1 kg)
- Includes a round zero-bezel magnetic grille
- Round grille finished dimension (dia.): 9.1" (23.1 cm)
- Cutout dimensions (dia.): 8" (20.3 cm)
- Nominal impedance: 8 Ohms
- Recommended amplifier power range: 10 - 100 watts
- Sensitivity: 86 dB (2.83V/1m)
- Frequency range: 50 - 18 kHz (-3 dB); 36Hz - 20 kHz (-10dB)

€ 129,00

### C363



- 6 ½" Micro-Ceramic Composite (MCC) cone, cast-polymer frame woofer
- 1" Aluminum dome swiveling tweeter with waveguide
- Mounting depth: 4.8" (12.2 cm)
- Weight: 1.6 lb (0.8 kg) / shipping weight: 2.4 lb (1.1 kg)
- Cutout dimensions (dia.): 8" (20.3 cm)
- Includes both round and square zero-bezel magnetic grilles
- Nominal impedance: 8 Ohms
- Recommended amplifier power range: 10 - 100 watts
- Sensitivity: 86 dB (2.83V/1m)
- Frequency range: 50 - 18 kHz (-3 dB); 36Hz - 20 kHz (-10dB)
- Round grille finished dimension (dia.): 9.1" (23.1 cm)
- Square grille finished dimensions (H x W): 9.1" x 9.1" (23 cm x 23 cm)

€ 219,00

### C563



- 6 ½" Micro-Ceramic Composite (MCC) cone, cast-Aluminum frame woofer
- 1" Aluminum dome swiveling tweeter with waveguide
- 3-position HF level control
- Mounting depth: 4.9" (12.5 cm)
- Weight: 2 lb (0.9 kg) / shipping weight: 2.7 lb (1.2 kg)
- Cutout dimensions (dia.): 8" (20.3 cm)
- Nominal impedance: 8 Ohms
- Recommended amplifier power range: 10 - 130 watts
- Sensitivity: 88 dB (2.83V/1m)
- Frequency range: 50Hz - 25kHz (-3 dB); 35Hz - 30kHz (-10dB)
- Includes both round and square zero-bezel magnetic grilles
- Round grille finished dimension (dia.): 9.1" (23.1 cm)
- Square grille finished dimensions (H x W): 9.1" x 9.1" (23.1 cm x 23.1 cm)

€ 299,00

### C763



- 6 ½" Micro-Ceramic Composite Cone (MCC), cast-Aluminum frame highoutput woofer
- 1" Aluminum dome swiveling high-output tweeter with waveguide
- 3-position HF level control
- LF boundary compensation
- Mounting depth: 4.9" (12.5 cm)
- Weight: 2.4 lb (1.1 kg) / shipping weight: 3.2 lb (1.5 kg)
- Cutout dimensions (dia.): 8" (20.3 cm)
- Nominal impedance: 8 Ohms
- Recommended amplifier power range: 10 - 140 watts
- Sensitivity: 88 dB (2.83V/1m)
- Frequency range: 45Hz - 28kHz (-3 dB); 30Hz - 35kHz (-10dB)
- Includes both round and square zero-bezel magnetic grilles
- Round grille finished dimension (dia.): 9.1" (23.1 cm)
- Square grille finished dimensions (H x W): 9.1" x 9.1" (23.1 cm x 23.1 cm)

€ 429,00

## 6 ½" Dual Tweeter In-Ceiling Loudspeakers

**C363DT**

6 ½" Micro-Ceramic Composite (MCC) cone, cast-polymer frame woofer

**€ 259,00**

- Two 1" Aluminum dome tweeters with waveguides
- Mounting depth: 4.8" (12.2 cm)
- Weight: 1.9 lb (0.9 kg) / shipping weight: 2.6 lb (1.2 kg)
- Cutout dimensions (dia.): 8" (20.3 cm)
- Nominal impedance: 8 Ohms
- Recommended amplifier power range: 10 - 120 watts (per channel)
- Sensitivity: 88 dB (2.83V/1m)
- Frequency range: 55Hz - 22kHz (-3 dB); 40Hz - 30kHz (-10dB)
- Includes both round and square zero-bezel magnetic grilles
- Round grille finished dimension (dia.): 9.1" (23.1 cm)
- Square grille finished dimensions (H x W): 9.1" x 9.1" (23.1 cm x 23.1 cm)
- C-2 fastening mechanism
- Compatible with wall material thickness range: 0.5" – 2.0" (1.3 – 5.0 cm)



## 8" In-Ceiling Loudspeakers

- All Cx83 models use the C-2 fastening mechanism with extra long screw down C brackets for clamping to wall material
- Compatible with wall material thickness range: 0.5" – 2.0" (1.3 cm – 5 cm)

**C283**

8" Aluminum cone, cast-polymer frame woofer

**€ 179,00**

- 1" Aluminum dome swiveling tweeter with waveguide
- Mounting depth: 5.2" (13.2 cm)
- Weight: 3.9 lb (1.8 kg) / shipping weight: 5.9 lb (2.7 kg)
- Includes round zero-bezel magnetic grille
- Round grille finished dimension (dia.): 10.7" (27.2 cm)
- Cutout dimensions (dia.): 9.6" (24.4 cm)
- Nominal impedance: 8 Ohms
- Recommended amplifier power range: 10 - 100 watts
- Sensitivity: 87 dB (2.83V/1m)
- Frequency range: 36 - 18 kHz (-3 dB); 28Hz - 20 kHz (-10dB)



**C383**

8" Micro-Ceramic Composite (MCC) cone, cast-polymer frame woofer

**€ 299,00**

- 1" Aluminum dome swiveling tweeter with waveguide
- Mounting depth: 5.2" (13.2 cm)
- Weight: 2.1 lb (1 kg) / shipping weight: 3.1 lb (1.4 kg)
- Cutout dimensions (dia.): 9.6" (24.4 cm)
- Nominal impedance: 8 Ohms
- Recommended amplifier power range: 10 - 125 watts
- Sensitivity: 87 dB (2.83V/1m)
- Frequency range: 45Hz - 22kHz (-3 dB); 35Hz - 30kHz (-10dB)
- Includes both round and square zero-bezel magnetic grilles
- Round grille finished dimension (dia.): 10.7" (27.2 cm)
- Square grille finished dimensions (H x W): 10.7" x 10.7" (27.2 x 27.2 cm)



**C583**

8" Micro-Ceramic Composite (MCC) cone, cast-Aluminum frame woofer

**€ 399,00**

- 1" Aluminum dome swiveling tweeter with waveguide
- 3-position HF level control
- Mounting depth: 5.2" (13.2 cm)
- Weight: 2.8 lb (1.3 kg) / Shipping weight: 3.8 lb (1.7 kg)
- Cutout dimensions (dia.): 9.6" (24.4 cm)
- Nominal impedance: 8 Ohms
- Recommended amplifier power range: 10 - 135 watts
- Sensitivity: 88 dB (2.83V/1m)
- Frequency range: 45Hz - 25kHz (-3 dB); 30Hz - 30kHz (-10dB)
- Includes both round and square zero-bezel magnetic grilles
- Round grille finished dimension (dia.): 10.7" (27.2 cm)
- Square grille finished dimensions (H x W): 10.7" x 10.7" (27.2 x 27.2 cm)



**C783**

8" Micro-Ceramic Composite (MCC) cone, cast-Aluminum frame highoutput woofer

**€ 519,00**

- 1" Aluminum dome swiveling high-output tweeter with waveguide
- 3-position HF level control
- LF boundary compensation
- Mounting depth: 5.2" (13.2 cm)
- Weight: 3.1 lb (1.4 kg) / Shipping weight: 4.1 lb (1.9 kg)
- Cutout dimensions (dia.): 9.6" (24.4 cm)
- Nominal impedance: 8 Ohms
- Recommended amplifier power range: 10 - 150 watts
- Sensitivity: 88 dB (2.83V/1m)
- Frequency range: 36Hz - 28kHz (-3 dB); 25Hz- 35kHz (-10dB)
- Includes both round and square zero-bezel magnetic grilles
- Round grille finished dimension (dia.): 10.7" (27.2 cm)
- Square grille finished dimensions (h x w): 10.7" x 10.7" (27.2 x 27.2 cm)



### Fire-Rated Metal Back-Boxes

<b>FBB4C</b>	Fire-Rated Back box for C540 in-ceiling loudspeaker	<b>€ 119,00</b>
<b>FBB10C</b>	Fire-Rated Back box for C763L in-ceiling loudspeaker	<b>€ 149,00</b>
<b>FBB6C</b>	Fire-Rated Back box for all Cx63 series in-ceiling loudspeakers	<b>€ 109,00</b>
<b>FBB8C</b>	Fire-Rated Back box for all Cx83 series in-ceiling loudspeakers	<b>€ 149,00</b>

## Specialty In-Wall Loudspeakers

- All Wx53L models use the C-2 fastening mechanism with extra long screw down C brackets for clamping to wall material
- Compatible with wall material thickness range: 0.5" – 2.0" (1.3 cm – 5 cm)

### W253L



Two 5" Aluminum cone, cast-Aluminum frame woofers

- Can be mounted vertical or horizontal for L-C-R applications
- 1" Aluminum dome swiveling tweeter with waveguide
- Nominal impedance: 8 Ohms
- Recommended amplifier power range: 10 - 130 watts
- Sensitivity: 91 dB (2.83V/1m)
- Frequency range: 55Hz -18kHz (-3 dB); 40Hz - 20kHz (-10dB)
- Mounting depth: 3.5" (8.8 cm)
- Weight: 5.6 lb (2.5 kg) / shipping weight: 7.3 lb (3.3 kg)
- Cutout dimensions (H x W): 14.1" x 6.4" (35.9 cm x 16.3 cm)
- Includes zero-bezel magnetic grille
- Grille finished dimensions (H x W): 15.1" x 7.4" (38.4 cm x 18.8 cm)
- C-2 fastening mechanism
- Compatible with wall material thickness range: 0.5" – 2.0" (1.3 – 5.0 cm)

€ 259,00

## 6 ½" In-Wall Loudspeakers

- All Wx63 models use the C-2 fastening mechanism with extra long screw down C brackets for clamping to wall material
- Compatible with wall material thickness range: 0.5" – 2.0" (1.3 cm – 5 cm)

### W263



6 ½" Aluminum cone, cast-polymer frame woofer

- 1" Aluminum dome swiveling tweeter with waveguide
- Mounting depth: 3.5" (8.8 cm)
- Weight: 3.4 lb (1.5 kg) / shipping weight: 4.9 lb (2.2 kg)
- Includes zero-bezel magnetic grille
- Grille finished dimension (H x W): 10.8" x 8.3" (27.3 cm x 21.1 cm)
- Cutout dimensions (H x W): 9.8" x 7.3" (24.9 cm x 18.5 cm)
- Nominal impedance: 8 Ohms
- Recommended amplifier power range: 10 - 100 watts
- Sensitivity: 88 dB (2.83V/1m)
- Frequency range: 50Hz - 18kHz (-3 dB); 35Hz - 20kHz (-10dB)

€ 129,00

### W363



6 ½" Micro-Ceramic Composite (MCC) cone, cast-polymer frame woofer

- 1" Aluminum dome swiveling tweeter with waveguide
- Mounting depth: 3.6" (9.1 cm)
- Weight: 3.8 lb (1.7 kg) / Shipping weight: 4.9 lb (2.2 kg)
- Cutout dimensions (H x W): 9.8" x 7.3" (24.9 cm x 18.5 cm)
- Includes zero-bezel magnetic grille
- Grille finished dimension (H x W): 10.8" x 8.3" (27.3 cm x 21.1 cm)
- Nominal impedance: 8 Ohms
- Recommended amplifier power range: 10 - 120 watts
- Sensitivity: 88 dB (2.83V/1m)
- Frequency range: 55Hz - 22kHz (-3 dB); 40Hz - 30kHz (-10dB)

€ 219,00

**W563**

6 ½" Micro-Ceramic Composite (MCC) cone, cast-Aluminum frame woofer

€ 299,00

- 1" Aluminum dome swiveling tweeter with waveguide
- 3-position HF level control
- Mounting depth: 3.7" (9.4 cm)
- Weight: 4.4 lb (2 kg) / shipping weight: 5.5 lb (2.5 kg)
- Cutout dimensions (H x W): 9.8" x 7.3" (24.9 cm x 18.5 cm)
- Includes zero-bezel magnetic grille
- Grille finished dimension (H x W): 10.8" x 8.3" (27.3 cm x 21.1 cm)
- Nominal impedance: 8 Ohms
- Recommended amplifier power range: 10 - 130 watts
- Sensitivity: 88 dB (2.83V/1m)
- Frequency range: 50Hz - 25kHz (-3 dB); 35Hz - 30kHz (-10dB)

**W763**

6 ½" Micro-Ceramic Composite (MCC) cone, cast-Aluminum frame highoutput woofer

€ 429,00

- 1" Aluminum dome swiveling high-output tweeter with waveguide
- 3-position HF level control
- LF boundary compensation
- Mounting depth: 3.6" (9.1 cm)
- Weight: 5.4 lb (2.5 kg) / shipping weight: 6.5 lb (3.0 kg)
- Cutout dimensions (H x W): 9.8" x 7.3" (24.9 cm x 18.5 cm)
- Includes zero-bezel magnetic grille
- Grille finished dimension (H x W): 10.8" x 8.3" (27.3 cm x 21.1 cm)
- Nominal impedance: 8 Ohms
- Recommended amplifier power range: 10 - 140 watts
- Sensitivity: 89 dB (2.83V/1m)
- Frequency range: 45Hz - 28kHz (-3 dB); 30Hz - 35kHz (-10dB)

## 7" In-Wall Loudspeakers

**W873**

7" Micro-Ceramic Composite (MCC) cone, cast-Aluminum frame highoutput woofer

€ 689,00

- 1" Aluminum dome swiveling high-output tweeter with waveguide
- 3-position HF level control
- LF boundary compensation
- Advanced high-order crossover network
- Mounting depth: 3.7" (9.4 cm)
- Weight: 7.5 lb (3.4 kg) / shipping weight: 9.0 lb (4.1 kg)
- Cutout dimensions (H x W): 12.1" x 10.2" (30.6 cm x 25.9 cm)
- Includes zero-bezel magnetic grille
- Grille finished dimension (H x W): 13.0" x 11.1" (33.0 cm x 28.2 cm)
- C-2 fastening mechanism
- Compatible with wall material thickness range: 0.5" – 2.0" (1.3 – 5.0 cm)
- Nominal impedance: 8 Ohms
- Recommended amplifier power range: 10 - 150 watts
- Sensitivity: 86 dB (2.83V/1m)
- Frequency range: 40Hz - 28kHz (-3 dB); 30Hz - 35kHz (-10dB)



**W970**

7" Micro-Ceramic Composite (MCC) cone, cast-Aluminum frame highoutput woofer

€ 1.149,00

- 1" Aluminum dome high-output tweeter with waveguide
- HF level & tilt controls
- LF boundary compensation, & listener axis controls
- Advanced high-order crossover network
- Cast aluminum baffle with multi-point spring loaded clamping mechanism
- Mounting depth: 3.7" (9.4 cm)
- Weight: 12.6 lb (5.7 kg) / shipping weight: 14.6 lb (6.6 kg)
- Cutout dimensions (H x W): 14.9" x 10.5" (37.8 cm x 26.7 cm)
- Includes zero-bezel magnetic grille
- Grille finished dimension (H x W): 16.3" x 12.1" (41.4 cm x 30.7 cm)
- Nominal impedance: 8 Ohms
- Recommended amplifier power range: 10 - 150 watts
- Sensitivity: 88 dB (2.83V/1m)
- Frequency range: 40Hz - 28kHz (-3 dB); 30Hz - 35kHz (-10dB)

### 8" In-Wall Loudspeakers

- All Wx83 models use the C-2 fastening mechanism with extra long screw down C brackets for clamping to wall material
- Compatible with wall material thickness range: 0.5" – 2.0" (1.3 cm – 5 cm)

**W283**

8" Aluminum cone, cast-polymer frame woofer

€ 179,00

- 1" Aluminum dome swiveling tweeter with waveguide
- Mounting depth: 3.7" (9.4 cm)
- Weight: 4.4 lb (2 kg) / shipping weight: 6.3 lb (3 kg)
- Cutout dimensions (H x W): 11.9" x 8.9" (30.3 cm x 22.7 cm)
- Includes zero-bezel magnetic grille
- Grille finished dimension (H x W): 12.9" x 9.9" (32.8 cm x 25.2 cm)
- Nominal impedance: 8 Ohms
- Recommended amplifier power range: 10 - 100 watts
- Sensitivity: 88 dB (2.83V/1m)
- Frequency range: 37Hz - 18kHz (-3 dB); 29Hz - 20kHz (-10dB)

**W383**

8" Micro-Ceramic Composite (MCC) cone, cast-polymer frame woofer

€ 299,00

- 1" Aluminum dome swiveling tweeter with waveguide
- Mounting depth: 3.7" (9.4 cm)
- Weight: 4.9 lb (2.2 kg) / shipping weight: 6.3 lb (2.9 kg)
- Cutout dimensions (H x W): 11.9" x 8.9" (30.3 cm x 22.7 cm)
- Includes zero-bezel magnetic grille
- Grille finished dimension (H x W): 12.9" x 9.9" (32.8 cm x 25.2 cm)
- Nominal impedance: 8 Ohms
- Recommended amplifier power range: 10 - 125 watts
- Sensitivity: 89 dB (2.83V/1m)
- Frequency range: 45Hz - 22kHz (-3 dB); 35Hz - 30kHz (-10dB)

**W583**



8" Micro-Ceramic Composite (MCC) cone, cast-Aluminum frame woofer

- 1" Aluminum dome swiveling tweeter with waveguide
- 3-position HF level control
- Mounting depth: 3.8" (9.6 cm)
- Weight: 6.4 lb (2.9 kg) / shipping weight: 7.7 lb (3.5 kg)
- Cutout dimensions (H x W): 11.9" x 8.9" (30.3 cm x 22.7 cm)
- Includes zero-bezel magnetic grille
- Grille finished dimension (H x W): 12.9" x 9.9" (32.8 cm x 25.2 cm)
- Nominal impedance: 8 Ohms
- Recommended amplifier power range: 10 - 135 watts
- Sensitivity: 89 dB (2.83V/1m)
- Frequency range: 40Hz - 25kHz (-3 dB); 30Hz - 30kHz (-10dB)

**€ 399,00**

**W783**



8" Micro-Ceramic Composite (MCC) cone, cast-Aluminum frame highoutput woofer

- 1" Aluminum dome swiveling high-output tweeter with waveguide
- 3-position HF level control
- LF boundary compensation
- Mounting depth: 3.7" (9.4 cm)
- Weight: 7.1 lb (3.2 kg) / Shipping weight: 8.6 lb (3.9 kg)
- Cutout dimensions (H x W): 11.9" x 8.9" (30.3 cm x 22.7 cm)
- Includes zero-bezel magnetic grille
- Grille finished dimension (H x W): 12.9" x 9.9" (32.8 cm x 25.2 cm)
- Nominal impedance: 8 Ohms
- Recommended amplifier power range: 10 - 150 watts
- Sensitivity: 89 dB (2.83V/1m)
- Frequency range: 36Hz - 28kHz (-3 dB); 25Hz - 35kHz (-10dB)

**€ 519,00**

## 9" In-Wall Loudspeakers

**W893**



9" Micro-Ceramic Composite (MCC) cone, cast-Aluminum frame highoutput woofer

- 3.5" micro-ceramic composite (MCC) cone, cast-aluminum frame highoutput midrange
- 1" Aluminum dome swiveling high-output tweeter with waveguide
- 3-position HF level control
- LF boundary compensation
- Advanced high-order crossover network
- Mounting depth: 3.7" (9.4 cm)
- Weight: 10.8 lb (4.9 kg) / shipping weight: 12.8 lb (5.8 kg)
- Cutout dimensions (H x W): 17.4" x 11.6" (44.3 cm x 29.5 cm)
- Includes zero-bezel magnetic grille
- Grille finished dimension (H x W): 18.5" x 12.7" (47.0 cm x 32.3 cm)
- C-2 fastening mechanism
- Compatible with wall material thickness range: 0.5" – 2.0" (1.3 cm – 5.0 cm)
- Nominal impedance: 8 Ohms
- Recommended amplifier power range: 10 - 200 watts
- Sensitivity: 89 dB (2.83V/1m)
- Frequency range: 32Hz - 28kHz (-3 dB); 23Hz - 35kHz (-10dB)

**€ 859,00**

## 9" In-Wall Loudspeakers

**W990**



9" Micro-Ceramic Composite (MCC) cone, cast-Aluminum frame highoutput woofer

**€ 1.499,00**

- 1" Aluminum dome high-output tweeter with waveguide
- HF level & tilt controls
- LF boundary compensation, & listener axis controls
- Advanced high-order crossover network
- Cast aluminum baffle with multi-point spring loaded clamping mechanism
- Mounting depth: 3.7" (9.4 cm)
- Weight: 17.0 lb (7.7 kg) / shipping weight: 19.4 lb (8.8 kg)
- Cutout dimensions (H x W): 19.1" x 12.5" (48.6 cm x 31.8 cm)
- Includes zero-bezel magnetic grille
- Grille finished dimension (H x W): 20.6" x 13.9" (52.3 cm x 35.3 cm)
- Nominal impedance: 8 Ohms
- Recommended amplifier power range: 10 - 200 watts
- Sensitivity: 89 dB (2.83V/1m)
- Frequency range: 32Hz - 28kHz (-3 dB); 23Hz - 35kHz (-10dB)

## Fire-Rated Metal Back-Boxes

<b>FBB55</b>	Fire-Rated Back box for W253L in-wall loudspeaker	<b>€ 149,00</b>
<b>FBB6</b>	Fire-Rated Back box for all Wx63 series in-wall loudspeakers	<b>€ 99,00</b>
<b>FBB7</b>	Fire-Rated Back box for W873 in-wall loudspeaker	<b>€ 129,00</b>
<b>FBB81</b>	Fire-Rated Back box for W970 in-wall loudspeaker	<b>€ 179,00</b>
<b>FBB8</b>	Fire-Rated Back box for all Wx83 series in-wall loudspeakers	<b>€ 99,00</b>
<b>FBB9</b>	Fire-Rated Back box for W893 in-wall loudspeaker	<b>€ 129,00</b>
<b>FBB941</b>	Fire-Rated Back box for W990 in-wall loudspeaker	<b>€ 179,00</b>